

LL STREET M36 25/30/40/50/60/75 W

PRODUCT SHEET



SMART City
Technology

Street & Urban

LL STREET M36 is an exclusive LED street luminaire designed for high energy efficient public and general urban lighting with universal with universal mounting bracket.

Features

- LED technology
- Alluminium body with optimal temperature parameters
- Power input: 25, 30, 40, 50, 60 and 75 W
- Built-in automatic disconnect SPD 10kV
- Minimal undesirable glare and radiation in the sky in accordance with the Dark Sky rules
- Multiple installation – side or top
- High energy savings and fast return on investment
- Tool-free installation and maintenance
- Optional SMART City solution

Application

- Major roads and streets
- City centers, public areas, pedestrian zones, residential areas
- Industry areas
- Parking lots



TECHNICAL SPECIFICATION

Electrical data

Input voltage	220 – 240 V AC, 50 Hz, $\lambda \geq 0,95$ SMART: 100 – 305 V AC, 47 – 63 Hz, $\lambda \geq 0,95$
Power	25/ 30/ 40/ 50/ 60/ 75 W
Voltage disconnecter	automatic disconnection by the cover opening

Light source

Light source	36 x LED Osram Duris S8 / LUMILED 5050
--------------	--

Photometrical data

Optic	T2, T3
CCT	4 000 K Optional: 2 700 K, 3 000 K, 5 700 K
CRI	80

Light technical data

Lifespan L70 B20	Min. 100 000 hours, $T_a 15^\circ \text{C}$
Efficiency	Min. 150 lm / W

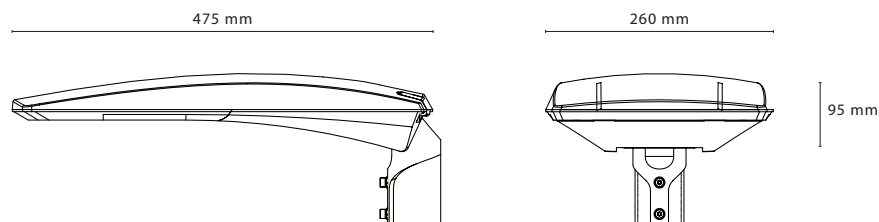
Operation conditions

Control	On/Off Optional modules: PWL, SMART, light sensor, DLO/CLO
IP	IP66
Operation temperature	-30°C to $+55^\circ \text{C}$
Cooling	Conventional

Product data

Body	IK08
Color	Dark gray
Material	Aluminium
Weight	5,20 kg

TECHNICAL DRAWING



ORDER CODE

LL STREET M36-**25W**-T2-40K-C80
 LL STREET M36-**30W**-T2-40K-C80
 LL STREET M36-**40W**-T2-40K-C80
 LL STREET M36-**50W**-T2-40K-C80
 LL STREET M36-**60W**-T2-40K-C80
 LL STREET M36-**75W**-T2-40K-C80

LL STREET M36-**25W**-T3-40K-C80
 LL STREET M36-**30W**-T3-40K-C80
 LL STREET M36-**40W**-T3-40K-C80
 LL STREET M36-**50W**-T3-40K-C80
 LL STREET M36-**60W**-T3-40K-C80
 LL STREET M36-**75W**-T3-40K-C80

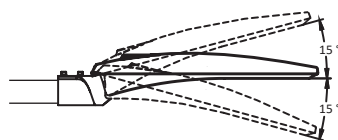
OPTIONAL ELECTRONIC MODULE*

LL STREET PWL – module for direct control over mains 230 V
 LL STREET SMART – module for integration into SMART CITY technology
 LL STREET DLO/CLO – constant luminous flux throughout the life of the luminaire and programmed dimming mode at night 25% - 35%
 LL STREET SENSOR – switching the lighting on and off depending on the daylight intensity

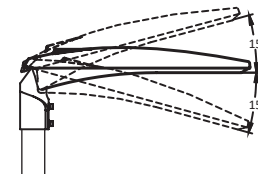
* to be ordered separately

MOUNTING - Universal

Side \varnothing 60 mm
 with adjustable angle 0 to 15°

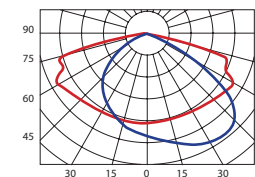


Top \varnothing 60 mm
 with adjustable angle 0 to 15°



PHOTOMETRY

Optic T2



Optic T3

